

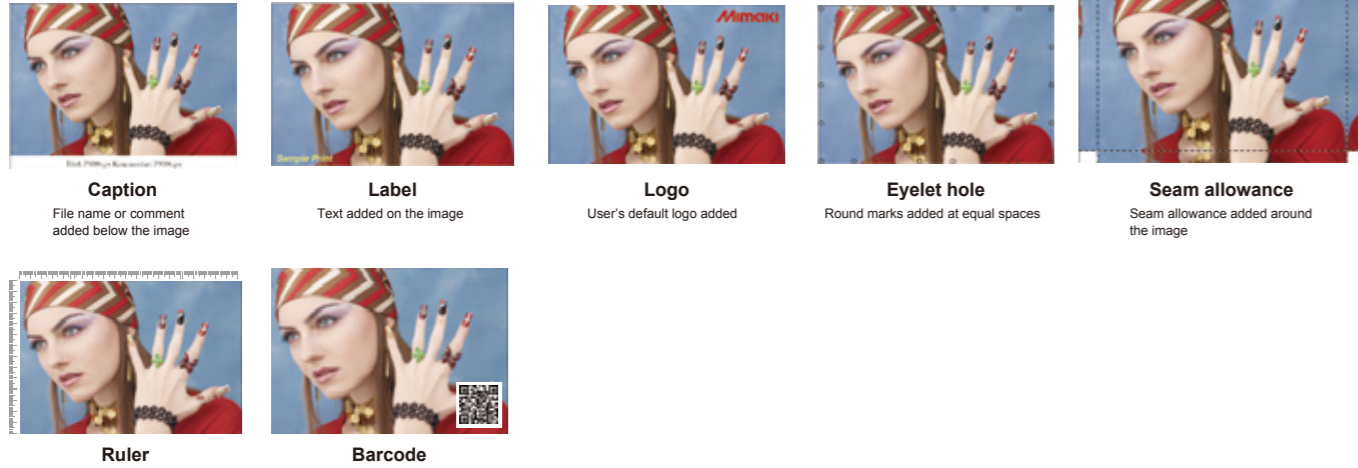
More Advanced Textile RIP Software for Professional Use with New Functions

# TxLink4™



- TxLink4™ Professional** All functions such as "Color Combine" are included
- TxLink4™ Standard** Optimizing digital textile print production
- TxLink4™ Lite** Entry model with selected practical functions

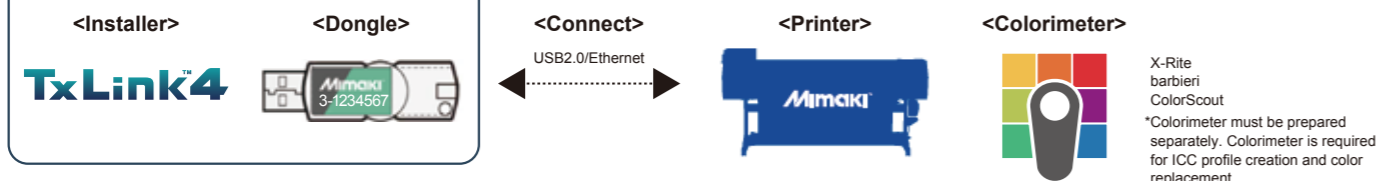
**Image add-on function** You can add logos, seam allowance, barcode, etc. There is no need for editing on design software.



More Advanced Textile RIP Software for Professional Use

# TxLink4™

### TxLink4 System Configuration



#### Supported printer

Model name	Lite	Standard	Professional
TS100-1600			
TS55-1800			
TS300P-1800			
TX300P-1800/1800B	✓	✓	✓
Tx300P-1800MkII			
JV150/CJV150 Series			
JV300/CJV300 Series			
TS500-1800			
TS500P-3200			
TX500-1800B			
TX500-1800DS		✓	✓
TX500P-3200DS			
Tiger-1800B Mk III			
MM700-1800B			

#### Readable data format

PS, EPS, AI, PDF, JPEG, BMP, PNG, TIFF, PSD

#### Hardware requirements

Item	Minimum requirement	Recommended requirement
OS	Windows 7 (64bit) SP1 or later Windows 8 (64bit) Windows 8.1 (64bit) Windows 10 (64bit)	Windows 10 Pro (64bit)
CPU	Intel Core i5 (2.8GHz) *1	CPU : Corei7 4.2GHz or higher
Chip set	Intel genuine chip set *2	
Memory	4GB	8GB or more
Required HDD space	500GB	500GB SSD x 2 units or more
Interface	USB2.0 *2 / 1000BASE-T (10GBASE-T, recommended) *3	
Web Browser	Microsoft Edge, Google Chrome *4	
Optical drive	CD-ROM readable optical drive *5	
Display	1,600 x 900 pixels	1,920 x 1,200 pixels or more

\*1: A processor with four physical cores is required at least.  
 \*2: One USB 2.0 port for the dongle and one port for connecting to the printer are required. An another port is required when using a colorimeter.  
 \*3: Ethernet is required for activation and connection to the printer. 10GBASE-T is recommended for use with the Tiger-1800B MkIII.  
 \*4: Required for activation.  
 \*5: Required to install TxLink4.

●Some of samples in this catalogue are artificial renderings. ●Specifications, design and dimensions stated in this catalogue may be subject to change without notice for technical improvements etc. ●The corporate names and merchandise names written in this catalogue are the trademark or registered trademark of the respective corporations. ●The specifications described in this catalog are as of September 2021.



Jugoslovenska 2, 11250 Beograd  
 Tel: +381 11 6581274, 6581275  
 www.sitotehnika.net  
 office@sitotehnika.rs



Aerodromska 17, 71000 Sarajevo, tel: +387 33 719095, 66 002600  
 Pilanska bb, 78000 Banja Luka, tel: +387 51 305280, 66 002400  
 Lagja Kalabria pn, 10000 Priština, tel: +383 38 602080, 45 600641  
 Gorno Lisiče 210, 1000 Skoplje, tel: +389 70 862248



## More Advanced Textile RIP Software for Professional Use with New Functions

"TxLink3" textile RIP software has evolved by becoming more sophisticated and user-friendly. TxLink4's useful new functions include "parallel RIP" to increase production efficiency, "16-bit rendering" to maximize beauty, and "variable print" to allow you to handle production of made-to-order team uniforms. With TxLink3's superior functions such as "color replacement", "step & repeat" and "multicolor profile creation" still available, the TxLink4 RIP software specializes in digital textile production.

### Three editions to choose from:

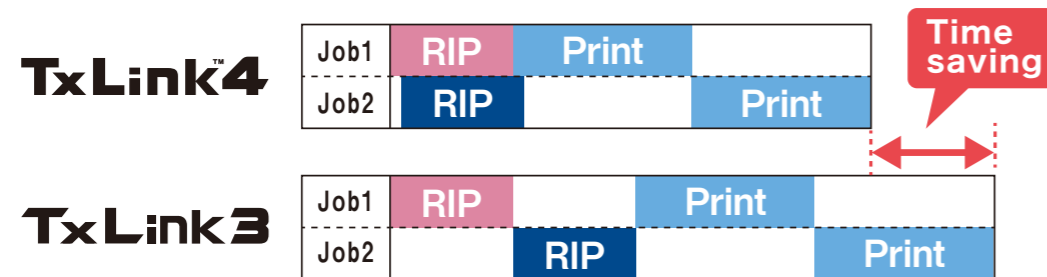
- TxLink4 Professional** All functions such as "Color Combine" are included
- TxLink4 Standard** Optimizing digital textile print production
- TxLink4 Lite** Entry model with selected practical functions

## New! "Parallel RIP" / "16-bit rendering"

Parallel RIP improves production efficiency, and 16-bit rendering realizes smoother gradation expression.

### Parallel RIP function

Parallel RIP improves the utilization rate during continuous printing. The RIP processing can be performed in parallel for multiple pieces of print data, and up to 8 jobs can be processed in parallel.




### 16-bit rendering

Rendering expanded from 8-bit to 16-bit enables more beautiful gradation expression.\*  
\*8-bit rendering is used depending on the file format or color space.

TxLink3  
8-bit rendering



TxLink4  
16-bit rendering

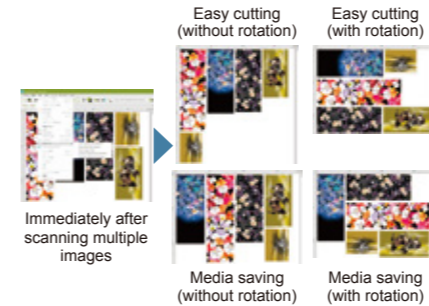


## New! Enhanced Functionality

You can easily perform elaborate pagination and efficient data placement depending on your purpose by using enhanced or added functions of the TxLink4.

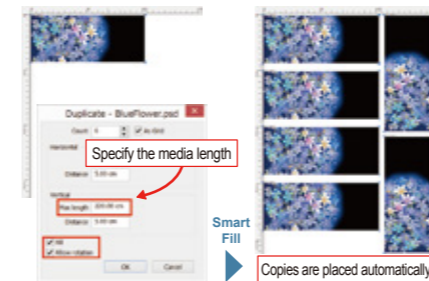
### "Simplified pagination (Nesting)"

Multiple pagination algorithms (handling procedures) are employed to enable simple pagination suitable for your purpose.



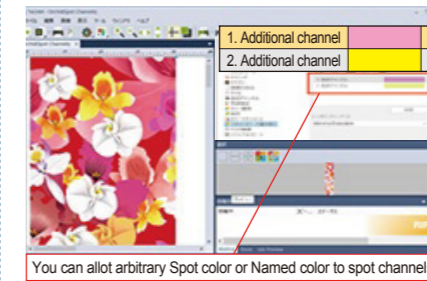
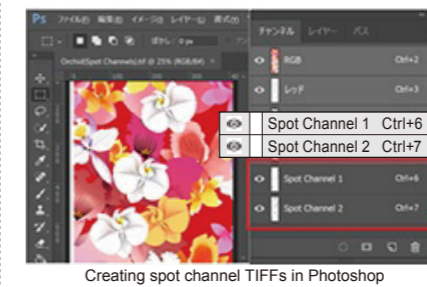
### "Optimized copy placement (Smart Fill)"

By only specifying the media length in copy placement, the width is considered, and copies are automatically rotated and placed to fit the space.



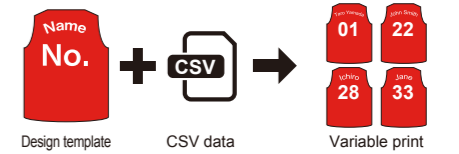
### "Allocation of spot colors to spot channels"

It is possible to allot arbitrary Spot color and Named color to spot channels of TIFF and PSD files created by Photoshop. For example, if you allot fluorescent color, color development with high creativity and vividness can be achieved in sublimation transfer.



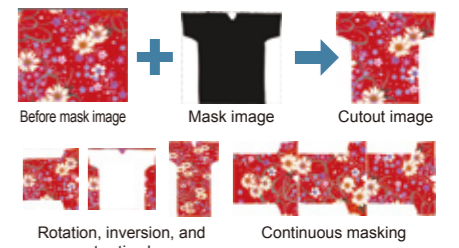
### "Variable print function"

Variable data such as uniform numbers and player names can be directly imported from CSV file to create print jobs. Text can also be processed using methods such as text outline fills and arched text layout.



### "Image mask"

Masking can be performed with TxLink4 alone without clipping mask by use of Illustrator or similar software. Rotation, inversion, and aspect-ratio change of masked images, and continuous masking to long-sized images, are also possible.



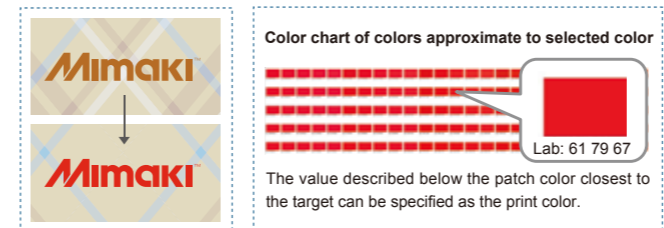
## Useful functions succeeded from TxLink3

### "Color replacement function"

The TxLink4 allows for color replacement in various data formats: raster data, vector data, CMYK image and RGB image. Your ideal color representation can be realized by specifying the amount of ink or lab values. This function can support a color chart consisting of color patches.

**Getting close to your ideal color**  
When the printed color tone is different from the intended one, it can be converted to get close to more ideal color by using this color replacement function.

**Approximate color print function**  
Approximate colors of the color you have selected from Swatch Books or Named Colors can be printed in a chart. This enables simple color matching to the target color.

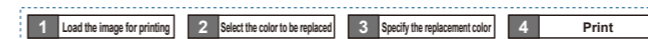


### Wider color variations enabled by color replacement for raster data

Color scheme critical for textile printing can be changed via a simple RIP operation. Color replacement is available not only for vector data but also for raster data. It allows for various extended variations.

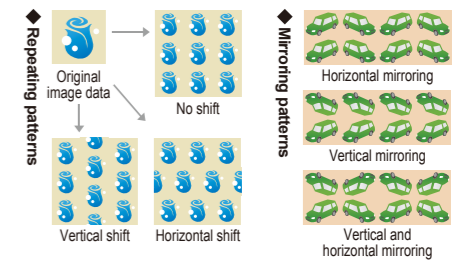


### Workflow up to print



### "Step & Repeat function"

In the TxLink4, PSD, PNG, JPEG, EPS, PS, PDF and AI have also become available in addition to TIFF and BMP. By tightly arranging small images, a single large image designed with repeating patterns can be created. In addition to the repeating patterns effective for design, mirror patterns can be used.

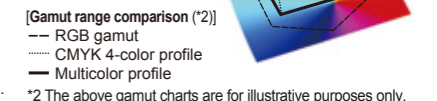


### "Multicolor profile creation function"

A multicolor profile using CMYK and spot color inks (blue, red, orange, etc.) can be created. The profile can be created automatically by only following the instructions of the wizard to print and measure the color chart (\*1). \*1 Please use a colorimeter (which should be prepared separately) after color development.

### Expression of a wide RGB gamut

Using spot color inks broadens the color gamut range and produces more vivid and beautiful print results.



### Multicolor profile creation procedures

