


CG-AR Series

CUTTING PLOTTER

CG-60AR/130AR

"Stay sharp" More profit per cut




- Realizing a cut pressure of 550 g, which is the highest in the entry class, expanding the range of cuttable materials
- The maximum cutting speed is 105% of the previous model for greater productivity
- New lineup options for cardboard full cutting
- Easy to cut output from Windows plotter driver
- Equipped with an ID cut function, realizing efficient print & cut in seamless coordination with Mimaki's printers

Application



Cardboard cutting



Windows Compatible with a plotter driver

This smooth cutting is just like a multi-functional office printer outputting designs created using Word or Excel.

Dedicated software provided as standard


fine Cut/Coat9
Compatible with
Adobe Illustrator / CorelDRAW
Plug-in cutting software

Simple POP
Software for POP and shop interior
designs using templates


A cutting pressure of 550 g, which is the highest in its class, expands the range of cut materials

The highest-in-class cutting pressure enables the cutting of various materials such as sheets (e.g. PVC/fluorescent/reflective/rubber sheets) and the cutout of cardboard.


Pursuit of basic cutting methods



Normal cutting
Cutting while keeping the base paper uncut



Full cutting
The base paper can be also cut, enabling cutout from the sheet.



Half cutting
Since the base paper can be cut with its very small joints remaining, cutout of stickers is possible.


* There are the specified settings and restrictions on cutting conditions for "Full cut" and "Half cut" methods, so please refer to the operation manual for details.

Various convenient functions


Over cutting and corner cutting

Over cutting and corner cutting of starting & ending points and other corners are possible, which prevents incomplete cutting.

Over cutting ○ Corner cutting ○



Starting point & ending point



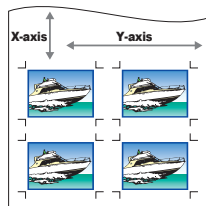
Other than starting & ending points

Split cut

Cut is performed by splitting a space larger than the sheet width or splitting long data in the X-axis (feed) direction and the Y-axis (width) direction to avoid cut position gap.

Continuous register mark detection

Since multiple register marks are automatically detected (read) and data are individually and automatically corrected, highly precise cutting is possible even for long continuous data.



Multiple imposition data sequentially positioned in the X and Y axis directions are individually corrected and cut correctly.

Product specifications

Item	CG-60AR	CG-130AR
Applicable media width	90 - 740 mm (3.5"-29.1")	90 - 1,550 mm (3.5"-61.0")
Cutable area ¹	606 mm × 51 m (23.9" × 167.3')	1,370 mm × 51 m (53.9" × 167.3')
Maximum speed	Cutting: 73 cm/s 45° direction: 103 cm/s	
Settable speeds	1 - 10 cm/s (1 cm/s step adjustment), 10 - 73 cm/s (5 cm/s step adjustment)	
Mechanical resolution	X-axis: 2.5 μm, Y-axis: 5 μm	
Program step	25, 10 μm (MGL-IIC) / 100, 50 μm (MGL-IC1)	
Repetition accuracy ²	0.2 mm / 2 m	
Accuracy guarantee range	586 mm × 2 m	1,350 mm × 2 m
Maximum pressure	550 g	
Set pressure	Cutter	10 - 20 g (2g step), 20 - 100 g (5 g step), 100 - 550 g (10 g step)
	Pen	10 - 20 g (2g step), 20 - 100 g (5 g step), 100 - 150 g (10 g step)
	Creasing tool (option)	10 - 20 g (2g step), 20 - 100 g (5 g step), 100 - 550 g (10 g step)
Applicable (cutable) media ^{3, 4}	PVC sheet (0.25 mm thick or less; laminated), rubber sheet, fluorescent sheet and reflective sheet Cardboard (used in combination with an optional sheet table)	
Usable tools ⁵	Eccentric cutter, commercially available ball-point pen, Creasing tool (option)	
Commands ⁶	MGL-IIC / IC1	
Interface	USB, RS-232C, Ethernet	
Receive buffer capacity	About 27 MB as standard (17 MB when sorting is effective)	
Operational environment	Temperature: 5 to 35°C; Humidity: 35 to 75% Rh (without condensation)	
Power supply	AC 100 - 240 V 1A 50/60Hz	
Power consumption	168W or less	228W or less
Dimensions (W × D × H)	1,010 × 355 × 355 mm (39.8" × 14.0" × 14.0")	1,810 × 580 × 1,160 mm (71.3" × 22.8" × 45.7")
	1,010 × 580 × 1,160 mm (39.8" × 22.8" × 45.7") (with the stand)	
Weight	17 kg (37.5 lb)	43 kg (94.8 lb)
	27 kg (59.5 lb) (with the stand)	
Stand	Options	Standard equipment

*1. Feed length is limited depending on the software used.
*2. The accuracy depends on Mimaki-designated media, cutter blade and cutting conditions. See the operation manual for details.
*3. For fluorescent and reflective sheets, use the blade dedicated to each material.
*4. Thick cardboard may reduce cut quality and precision.
*5. Use a commercially available ball-point pen with dia. 8-9 mm and without protrusion nor taper on the clamp position.
*6. During the use of USB or Ethernet connection, ESC-based MGL-IIC commands are unavailable.

Cardboard cutting is possible

Dedicated options enable cutting from ordinary paper and cardboard. Creation of paper crafts and packages is possible with this machine alone. ^{1, 2}

Installation of a sheet table



Setting cardboard attached to a cutting sheet on the table




Cutting is performed with a cardboard cutting blade, and the creasing-tool makes folding lines.



*1. Dedicated options: Sheet table, Cutting sheet, Blade for heavy paper, and Creasing tool
*2. Adaptable sizes: up to A3

Easy cutting using a Windows plotter driver

Drawing is possible using Windows-compliant software (e.g. Microsoft Word and Excel), without the need for dedicated data preparation software. Easy cutting is possible, just like outputting with using a general office printer.



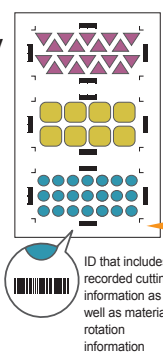
Equipped with an ID cut function, realizing efficient print & cut

"ID cut" is a function for automatically cutting data included in an ID simply by scanning the ID register marks output by Mimaki's optionally available printer³. Data transmission from the PC is completed with one-time operation, which drastically saves labor for print & cut and enhances work efficiency.

*3. Compatible with the JV300Plus Series and the JV/UJV100 Series



ID cut function



Supplies and options

Item	Qty	Item No.
Standard blade for vinyl	3	SPB-0030
Blade for vinyl	3	SPB-0001
Blade for small character	3	SPB-0003
Blade for reflective sheet	2	SPB-0006
Blade for fluorescent sheet	3	SPB-0007
Blade set (rubber sheet)	3	SPB-0084
Blade for heavy paper	3	SPB-0092
Cutter holder	1	SPA-0329
Pen adapter	1	SPA-0169
Pen adapter (spare lead)	1	SPA-0183
Refill lead for Mitsubishi ball-point pen	10	SPC-0726
Cutting sheet	2	SPC-0888
Sheet basket 60	1	OPT-C0234
Sheet basket 100	1	OPT-C0232
Sheet basket 130	1	OPT-C0233
Stand for CG-60	1	OPT-C0241
Sheet table	1	OPT-C0242
Creasing tool	1	OPT-C0243

• Some of sample images in this catalog are artificial renderings. • Specifications, design and dimensions stated in this catalog may be subject to change without notice for technical improvements etc. • The corporate names and merchandise names written in this catalog are the trademark or registered trademark of the respective corporations. • Please note that descriptions and data in this catalog are as of February 2022.



Jugoslovenska 2, 11250 Beograd
Tel: +381 11 6581274, 6581275
www.sitotehnika.net
office@sitotehnika.rs



Aerodromska 17, 71000 Sarajevo, tel: +387 33 719095, 66 002600, e-mail: sasastgraf@gmail.com
Pilanska bb, 78000 Banja Luka, tel: +387 51 305280, 66 002400, e-mail: stgrafbl@gmail.com
Lagja Kalabria pn, 10000 Priština, tel: +383 38 602080, 45 600641, e-mail: info@stgraf-ks.com
Bulevar Boris Trajkovski 112, 1000 Skoplje, tel: +389 78 290996, e-mail: ace@sitotehnika.net

