

The definitive edition of textile software RIP

# TxLink3 Standard

High-performance software RIP produces a new color expression

## Color re-creation function

Wide range of color re-creation with Raster, Vector data, CMYK and RGB image. Specified color amount and laboratory values are ideally expressed. It can cope with colors configured in color patch.

### Closer to desired color



Color re-creation function converts the printed and attempted color, when they are different closer to the ideal color.

### Print Similar Colors

Similar color chart



This function allows you to find appropriate color values for the target color. A similar color chart can be printed using the **Print Similar Colors** tool in the **Swatch Books** and **Named Colors** dialog boxes.

### Color replacement on raster data broadens the range of colors



Color replacement is critical for textile printing. The TxLink3 offers simple color replacements on raster and vector data as well as the ability to produce different color patterns. Various color replacement functions can represent desired colors.

## Specifications

Item		Tiger-1800B
Printhead		16 Staggered arrangement (each line has 8 printheads)
Print resolutions		600 dpi
Maximum print width		1,850 mm (72.8 inch)
Maximum media width		1,900 mm (74.8 inch)
Ink	Type / Color	Reactive dye ink : MLR500 (C, M, Y, K, Bl, R, Or, Lk) / Acid : TBD / Sublimation : TBD / Pigment : TBD
	Package size	10 kg (22 lb) ink tank
	Loadable ink color	8-color
	Settable paper tube diameter	2 inch
Roll media diameter		φ 400 mm or less
Roll media weight		100 kg or less (standard unfolding and take-up unit)
Certifications		CE Marking (EMC, Machinery directive), RoHS
Interface		USB 2.0 / Ethernet
Power supply		Main unit : 3 phase 380 V ± 10%, 50 / 60 Hz 50 A or less Dryerjet : 3 phase 380 V ± 10%, 50 / 60 Hz 30 A or less
Operational environment		Temperature : 20-25 °C (68-77 °F) Humidity : 35-65% Rh (Non condensing)
Power consumption		Printer : 22 kW Dryerjet and take-up unit : 14 kW
Dimensions (W × D × H)		Main unit : 5,750 × 2,700 × 2,000 mm Dryerjet and take-up unit : 2,825 × 1,300 × 980 mm
Weight		Main unit : 4,800 kg Dryerjet and take-up unit : 1,200 kg

●Some of sample images in this brochure are simulated. ●Specifications, designs and dimensions stated in this brochure may be subject to change without notice (for technical improvements, etc).  
●All product and company names in this brochure are trademarks or registered of the respective companies. ●The printhead ejects extremely fine dots for printing, and therefore printed colors may vary after replacing the printheads. ●When using multiple printer units, printed colors would be different slightly because there is a slight difference among those units. ●Depending on image files used for printing, the print quality would be affected when printing in a low-resolution mode with the lowest number of passes. ●Please note that descriptions and data in this catalogue are as of April 2020.

**Sitotehnika**

Jugoslovenska 2, 11250 Beograd  
Tel: +381 11 6581274, 6581275  
www.sitotehnika.net  
office@sitotehnika.net

**ST Graf**

Aerodromska 17, 71000 Sarajevo, tel: +387 33 719095, 66 002600, e-mail: sasastgraf@gmail.com  
Pilanska bb, 78000 Banja Luka, tel: +387 51 305280, 66 002400, e-mail: stgrafbl@gmail.com  
Lagja Kalabria pn, 10000 Priština, tel: +383 38 602080, 45 600641, e-mail: info@stgraf-ks.com  
Bulevar Boris Trajkovski 112, 1000 Skopje, tel: +389 78 290996, e-mail: ace@sitotehnika.net

Pratite nas:    

For  
TEXTILES &  
APPAREL

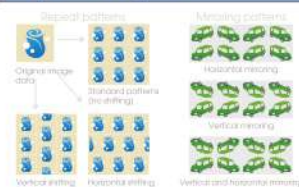
Belt-Type Direct-to-Textile Inkjet Printer High-Speed Model

**Mimaki**

# Tiger=1800B



## Step and repeat



One large seamless pattern can be created from smaller image data. Furthermore, several shifting and mirroring patterns are provided to add design variation.

## Multicolor profile creation



A multicolor profile for CMYK and spot colors (blue, red, orange, and other colors) can be created. The profile is created automatically by following the wizard. Users only have to print and measure the color chart.

\*Before measuring the color, please fix the color by heating. A colorimeter is not a standard feature of TxLink3.





# Tiger-1800B

With its outstanding stability and high-precision printing technology, "Tiger" is a model dedicated to quality and speed printing.



Max speed **385 m<sup>2</sup>/h**

Sample printing

Short run printing

High production printing

## 16 printheads arranged in two staggered lines




2,656 nozzles per one printhead (600 dpi)

Tiger features 16 printheads (each line has 8 printheads) and allows a maximum high print speed of up to 385m<sup>2</sup>/h\*.

\*high speed (3 droplet size) mode 600 x 600 dpi, 1 pass, Bi: textile width: 1,850 mm

## Plotting Method A (1 pass mode)

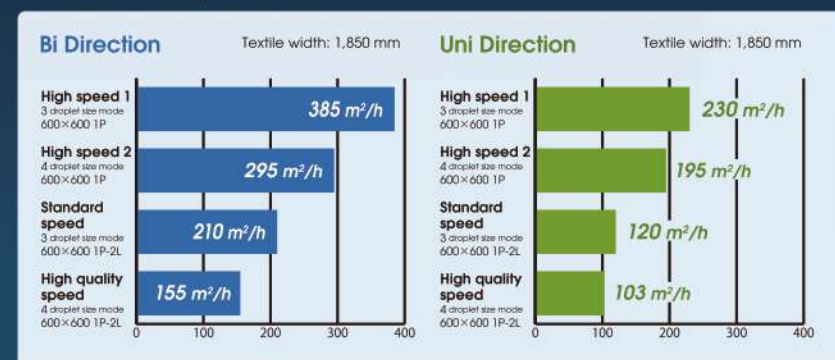


In 1 pass mode all printheads are used. One print width is equivalent to two staggers, and printing at high speed is possible.


## Droplet print mode

Depending on ink type and printing mode, there are 4 different droplet sizes. Droplet print mode can be choose to match the print data from high speed and standard mode.

## Print speed (Tiger-1800B)



## Plotting Method B (1 pass, 2 layers mode)



In 1 pass, 2 layers mode, rear row stagger of the headprint is used and printing is at the same density as in 1 pass mode. Front row of the headprint prints overlapping on the same place. It is a 1 pass mode density x 2, which makes possible a high density printing results.

### ① High speed mode (3 droplet)

Ideal for fine design data such as thin lines and for light colors printing



\* Droplet size for reactive dye ink (Rc 500)

### ② Standard speed mode (4 droplet)

Ideal for printing where density is required such as monochromatic colors



\* Droplet size for reactive dye ink (Rc 500)

## Reliable and Stable mechanism secures high-speed printing


### Twin pressure roller shafts

Textiles are uniformly applied without wrinkling onto the belt through the upper and lower rollers, assuring a stable quality during printing.



### Wrinkle sensor

Detects textile wrinkling or creasing before printing. Laser sensor minimize potential damage to the printheads from collisions with raised or jammed textiles.



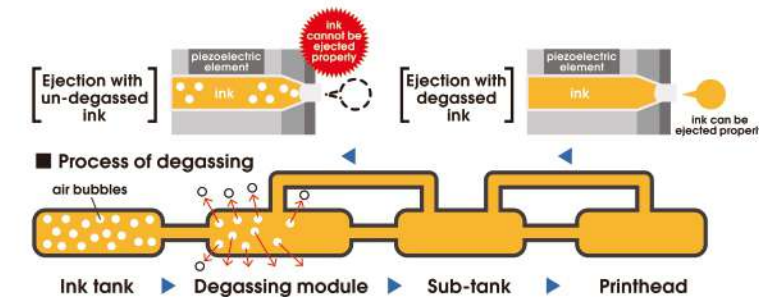
### Jam sensor

Detects textile wrinkling when printhead carriage is scanning the textile and prevent contact with the printhead. Wrinkle and jam sensors minimize printhead troubles.



## Degassing module and ink circulation mechanism maintain optimum ink conditions

Air bubbles generated in the ink can lead to missing nozzles because such bubbles act as cushion that decrease ink ejection power. To assure stable ink-jetting, "Tiger" has a degassing module that removes bubbles and constantly circulate ink.



## Automatic wiper cleaning

Each printhead has its own cleaning wiper. Quick and effective cleaning is enabled while color mixing in the printheads is avoided. Cleaning liquid is automatically applied to each wiper before and after head cleaning and thus enhances the cleaning effect and continuously achieving stable printing quality.



## Large-sized ink tank ensures cost-effective print operation

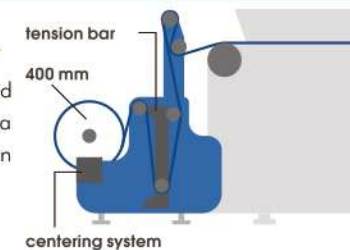
The bulk ink supply (10 Kg) delivers cost-effective printing and enables long-hour printing.



## Extensive optional units for accommodating various applications

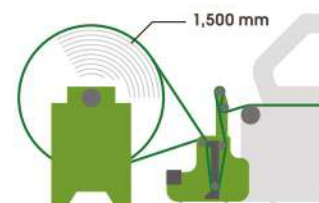
### Roller textile feeding unit

This unit is used for feeding rolled textiles and is equipped with a centering system and tension bars.



### Jumbo roll feeding unit

This unit is used for feeding large-sized, long-rolled media and can be used with the feeding unit.



### Large heating unit

This unit can dry special and high density printed fabric. It is effective also for wool and the like which is difficult to dry.

\*The standard size heating unit that comes with "Tiger" main unit is not needed when purchasing a large heating unit.



### Folding arm unit

This unit folds and stores printed textiles. It can be used with both standard and large heating units.

