

Pictograms



Wedding welcome boards



Glass awards



Personalized stationery



ID cards



Membrane switch

## Enables printing on cylindrical objects!

### Optional items

# Kebab MkII

# Kebab MkII L

### Kebab MkII



### Kebab MkII L



### Specifications

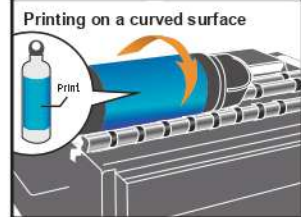
Item		Kebab MK II	Kebab MK II L
Item code		OPT-J0432	OPT-J0433
Compatible printer model		UJF-3042MkII e UJF-3042MkII Ex e UJF-3042MkII / UJF-3042MkII Ex	UJF-6042MkII e / UJF-6042MkII UJF-7151 plusII / UJF-7151 plus
Rotary degree of print material		±360 degrees or more (no limitation)	
Rotation system		Rollers	
Applicable objects		Cylindrical objects (uneven surface must not affect rotation)	
Applicable roundness		0.5mm or less to protect the printer body *Accuracy is not guaranteed.	
Printable size		Length: 30mm-300mm Diameter: 10mm-110mm	Length: 30mm-600mm Diameter: 10mm-110mm
Printable area	Feeding direction (X)	Entire circumference of an object	
	Print head moving direction (Y)	300mm or less	600mm or less
Maximum weight of print material		Small diameter: 1.5 kg or less Large diameter: 2 kg or less	Small diameter: 1.5 kg or less Large diameter: 2 kg or less
Interface		Exclusive connector	
Weight		Approx. 3 kg	Approx. 6 kg
External dimensions		366mm(W)×301mm(D)×50mm(H)	674mm(W)×301mm(D)×50mm(H)



### Direct Printing!

Rotating rollers allow the unit to print over the entire surface of a cylindrical object. The sense of unity between the material and design is enhanced.

## Beautiful seamless 360-degree surface printing with simple steps



Mount the Kebab MkII unit on your printer and set an object on the rollers. Use the dedicated software to start 360-degree printing automatically. The unit can be easily mounted by simply fixing it with screws and inserting the connector.



## Supports operability and the fineness of print-outs.

## Raster Link 7 NEW

- Improves the reproducibility of special effects (such as transparency) of PDF data
- Increases RIP processing speed of PDF data by 25% on average
- Prints out the variable data by Variable print function
- JigLink function enables jig management by bar code

### Variable printing function



### Specifications

Item	UJF-3042MkII e UJF-3042MkII EX e	UJF-6042MkII e
Print head	On-demand piezo head	
Printing resolution	1200 × 1200 dpi maximum	
Maximum printable area	width: 300mm depth: 420mm (A3)	width: 610mm depth: 420mm (A2)
Ink	Type/color <sup>(1)</sup>	LH-100 (C, M, Y, K, W, Cl) LUS-120 (C, M, Y, K, W, Cl) LUS-150 (C, M, Y, K, W) PR-200 (primer)
	Capacity	250 ml/1L (supplied in bottles)
Media	Thickness	153mm (6 in) or less
	Weight	5 kg (11 lb) or less
Interface	USB2.0/Ethernet	
Certifications	VCCI-Class A, FCC-Class A, IEC62368-1, ETL, CE Mark (EMC Directive, Low Voltage Directive, Machinery Directive) CB Report, RoHS, REACH, ENERGY STAR, EAC, RCM	
Power supply	Single phase AC100-240V, ±10%, 50/60Hz ±1Hz	
Power consumption	1000W or less	
Operation environment	Temperature	20°C to 30°C (68°F to 86°F)
	Humidity	35 to 65% RH (No condensation)
	Guaranteed accuracy temperature	20°C to 25°C (68°F to 77°F)
	Temperature gradient	±10°C / h or less (±50°F / h or less)
RIP Software	Dust level	Equivalent to a general office floor level
	RasterLink7 (provided as standard software)	
External dimensions (W × D × H)	1,355 × 1,290 × 856 mm 53 × 51 × 34 in	1,665 × 1,290 × 856 mm 66 × 51 × 34 in
	Weight	135 kg / 298 lb

<sup>(1)</sup> The available type/color of ink of UJF-3042MkII Ex e : Same with UJF-6042MkII e.

<sup>(2)</sup> Heights of ink bottles are not included.

### Options

Item	Item code	Remark
IONIZER UNIT 30	OPT-J0414	Static eliminator for UJF-3042MkII e / UJF-3042MkII EX e
IONIZER UNIT 60	OPT-J0415	Static eliminator for UJF-6042MkII e

### Inks and substrates:

As physical properties of ink (adhesion, weather resistance etc.) are different depending on media, please be sure to have a print test in advance.  
Depending on the application, primers, other surface treatment or surface protection such as lamination may be necessary.

### Safety notice:

This product is equipped with UV irradiation equipment.  
Please pay attention to the following notes in order to use safely.  
Do not look directly into the UV light source nor place your hand, or expose your skin directly to the UV light source.  
Depending upon print mode, some VOC emission from printed parts not yet cured and hardened may occur.  
In addition, please be sure to read and follow the instructions and guidelines of the manual carefully.

Some of the samples in this catalog are artificial renderings. Specifications, design and dimensions stated in this catalog may be subject to change without notices (for technical improvements, etc). The corporate names and merchandise names written on this catalog are the trademark or registered trademark of the respective corporations. Inkjet printers print using extremely fine dots, so colors may very slightly vary after replacement of the printing heads. Also note that if using multiple printer units, colors could vary slightly from one unit to other unit due to slight individual differences.  
The specifications described in this catalog are as of October 2021.



Jugoslovenska 2, 11250 Beograd  
Tel: +381 11 6581274, 6581275  
www.sitotehnika.net  
office@sitotehnika.rs



Aerodromska 17, 71000 Sarajevo, tel: +387 33 719095, 66 002600, e-mail: sasastgraf@gmail.com  
Pilanska bb, 78000 Banja Luka, tel: +387 51 305280, 66 002400, e-mail: stgrafbl@gmail.com  
Lagja Kalabria pn, 10000 Priština, tel: +383 38 602080, 45 600641, e-mail: info@stgraf-ks.com  
Bulevar Boris Trajkovski 112, 1000 Skopje, tel: +389 78 290996, e-mail: ace@sitotehnika.net




Pratite nas:

## Automation of printing processes

- Adaptable to “Mimaki Device Language (MDL)” to realize automation of printing processes

Using MDL commands allows you to automate printer control, job management, and workpiece conveying device operation from an external device



\*When using MDL commands, refer to the separate MDL commands manual included in the SDK.  
\*Please note that machine failures due to MDL commands may not be covered by our warranty.

For  
INDUSTRIAL  
PRODUCTS

Flatbed UV Inkjet Printer



# UJF-3042 MkII e

# UJF-6042 MkII e

# UJF-3042 MkII EX e

Creating Unlimited Originality





# Creating Unlimited Originality



UJF-3042MkII e  
UJF-3042MkII EX e



UJF-6042MkII e

Up to 153mm media thickness!

## Reliable productivity with industry-leading printing speed

The industry-leading printing speed achieves a throughput of 38 A4 prints per hour for the UJF-3042MkII e and 52 for the UJF-6042MkII e.

### UJF-3042MkII e

#### 1. Process color printing

Print mode	Resolution	Pass	Printing speed (m <sup>2</sup> /h)	Printing time per table
Draft	600×600	8	2.48	3min. 03sec.
High-speed	600×900	12	1.62	4min. 40sec.
Standard	600×1200	16	1.22	6min. 12sec.
High quality	1200×1200	16	0.89	8min. 27sec.

#### 2. Color + Spot color simultaneous printing

Print mode	Resolution	Pass	Printing speed (m <sup>2</sup> /h)	Printing time per table
Draft	600×600	8	2.08	3min. 38sec.
High-speed	600×900	12	1.44	5min. 14sec.
Standard	600×1200	16	1.12	6min. 46sec.
High quality	1200×1200	16	0.69	10min. 55sec.

#### 3. Color + White simultaneous printing in high-density mode

Print mode	Resolution	Pass	Printing speed (m <sup>2</sup> /h)	Printing time per table
Draft	600×600	8	1.88	4min. 01sec.
High-speed	600×900	12	1.33	5min. 40sec.
Standard	600×1200	16	1.03	7min. 21sec.
High quality	1200×1200	16	0.62	12min. 14sec.

### <A4 size prints per hour>

Draft mode (600 × 600dpi 8P)

(For process color printing)\*

\*The time taken for setting the material, the printer's operating time after printing, etc. are not included.

## Head layout enables two-layer simultaneous printing

The staggered printhead arrangement allows two-layer simultaneous printing with both process and spot colors to maintain high productivity.\*

The UJF-6042MkII e and UJF-3042MkII EX e can be equipped with light color (Lc/Lm) inks, enabling CMYK + LcLm + Spot colors (W+V, W+Cl, W+Pr, or Pr+Cl) color sets.

By adding light colors, smoother gradations and natural skin tones can be expressed to produce lively prints.

\*Some ink sets may not allow simultaneous printing. All heads must be loaded with ink.

The UJF-3042MkII e

can print 38 sheets per hour.

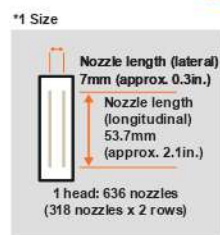


The UJF-6042MkII e

can print 52 sheets per hour.



Light colors are supported!



\*Print image

## Mimaki's image quality control technology ensures more beautiful prints

### High image quality achieved with the MFD2 (Mimaki Fine Diffusion2) technology **NEW**

The image processing function RasterLink7 carries out hybrid image processing combining the commonly-used "pattern dither method" and "error diffusion processing." Before printing, the RIP software processes the image data using MFD2, which suppresses noise and color unevenness and realizes beautiful prints. (Japan Patent No. 5230816)



When MFD2 is selected using RasterLink7



When MFD2 is not selected

### Waveform control

Thanks to Mimaki's unique advanced ink droplet ejection control, droplets with high circularity are ejected to make them accurately land on the media, enabling sharp expression of characters, lines, and edges.

<Droplets ejected with low circularity>



Gaps and overlaps occur between the dots, resulting in coarse image quality

<Droplets ejected with high circularity>



Sharp finish with less graininess

### MAPS4 (Mimaki Advanced Pass System 4)

Banding (horizontal stripes) and uneven color can be reduced to realize smooth prints by printing pass boundaries fading in gradation. Based on printing conditions such as media/ink type and resolution, the most suitable gradation pattern is automatically selected and printed.

<Without MAPS4>




<With MAPS4>



### Variable dots

Three different droplet sizes including a minimum of 5pl, are used for high-quality prints with reduced graininess.

<Fixed dots>



<Variable dots>

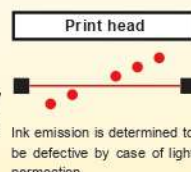


## Reliable functions for stable operation

### NCU (Nozzle Check Unit)

The sensor automatically detects the nozzle condition. When the NCU detects a missing nozzle, it automatically performs cleaning to solve the problem.

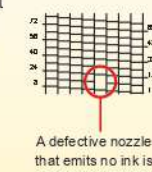
NCU is an option for the UJF-3042MkII e.



### NRS (Nozzle Recovery System)

If there is a nozzle problem that cannot be solved by cleaning, it automatically replaces the defective nozzle with an alternate one for each nozzle, which enables continuous printing without lowering printing speed.

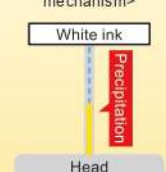
NRS is automatically set based on the NCU data. NRS may be unusable in some print modes.



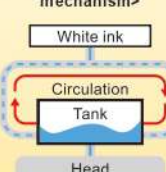
### MCT (Mimaki Circulation Technology)

An ink circulation mechanism is provided in the ink tank and ink path. It circulates white ink periodically to prevent nozzle trouble due to deposited ink pigments and to stabilize printing performance.

<Without ink circulation mechanism>



<With ink circulation mechanism>



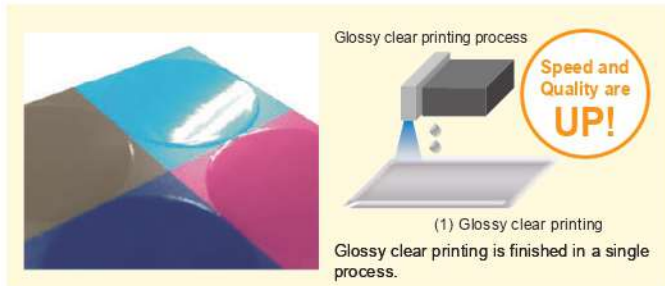
## High-performance inks expand the range of applications

### Rigid UV ink "LH-100" with excellent color rendering and reproducibility

The rigid UV ink "LH-100" provides excellent color rendering and reproducibility. With its high scratch resistance, it can be widely used for goods such as smartphone cases and key chains, and for printing original designs on parts and gadgets.



### Precision control of clear ink that offers valuable new printing effects



"Mimaki Clear Control (MCC)" has been newly added to produce high-quality clear prints. MCC minimizes the ink curing time by performing clear ink printing and UV-light irradiation simultaneously, and provides a gorgeous glossy clear finish that reduces dust adhesion and air bubbles.

### Surface hardening Gloss, Matte, and Embossed prints and 129 types of textured prints using clear ink for enhanced design

Clear ink for a Glossy finish, a Matte finish for a subdued matte effect, or Embossed printing, which prints partial areas multiple times for a glossy, three-dimensional effect, can be used to create high value-added prints, creating distinctive textures and a sense of luxury. In addition, the "ARTISTA UV Texture Library" is available to provide 129 types of textures. Texture printing with clear ink can realize more elaborate designs. The ARTISTA UV Texture Library will be registered on your computer when RasterLink7 is installed.



Ink circulation in the ink tank and channel (white only)

Emergency switch\*



Color LCD  
A highly visible display allows you to see the machine status instantly.

### The flexible UV ink "LUS-120" enables printing on soft materials such as leather and TPU

This ink has 170% stretchability after curing. Its ink film is flexible and bendable. Excellent beauty and durability, and ideal for printing on soft materials such as leather and polyurethane and other applications that require bending.



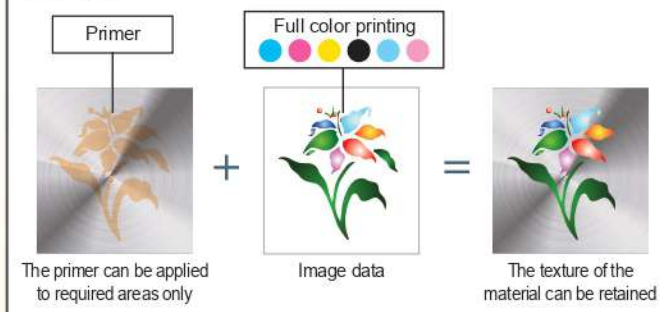
### Inkjet primer increases ink adhesion

The PR-200 inkjet primer can be used to increase ink adhesion. When color ink alone does not adhere well to the material, an inkjet primer can be used to improve adhesion. PR-200 can be used to improve adhesion to resinous materials, glass, metal, and materials with various surface finishes.



### Automatic primer application by inkjetting

The primer can be applied only to required areas by inkjetting. This feature can retain the texture of the material that would be lost in manual primer application.



Ink bottles  
The White ink bottle is now located in the front for easier daily maintenance (striking).

Indicator light\*  
The machine's status can be checked easily even from a distance.

USB, Ethernet

Vacuum table\*

Full cover

\*These options are for the UJF-3042MkII e.